

Medicaid Forum

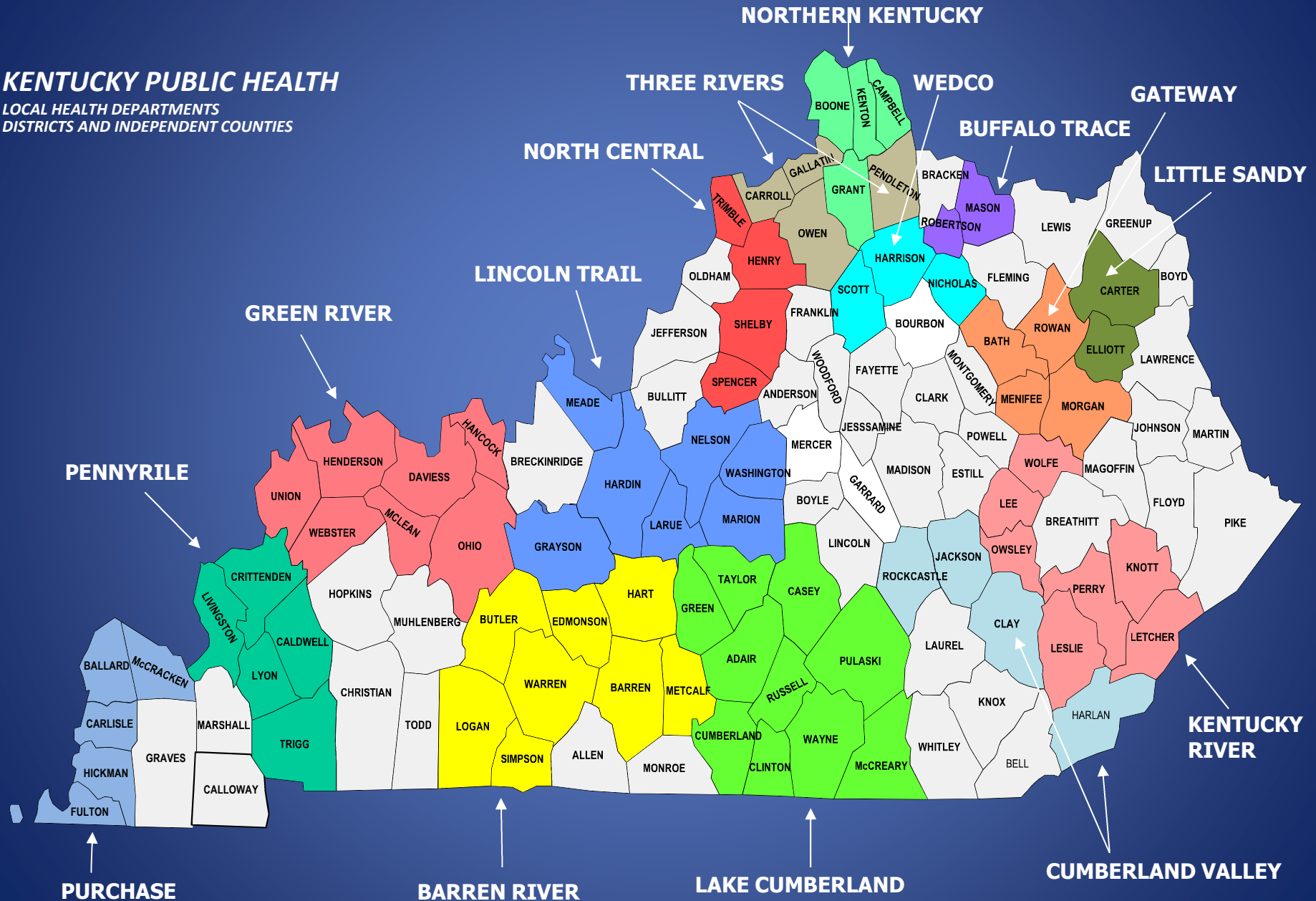
Region 5

University of Kentucky

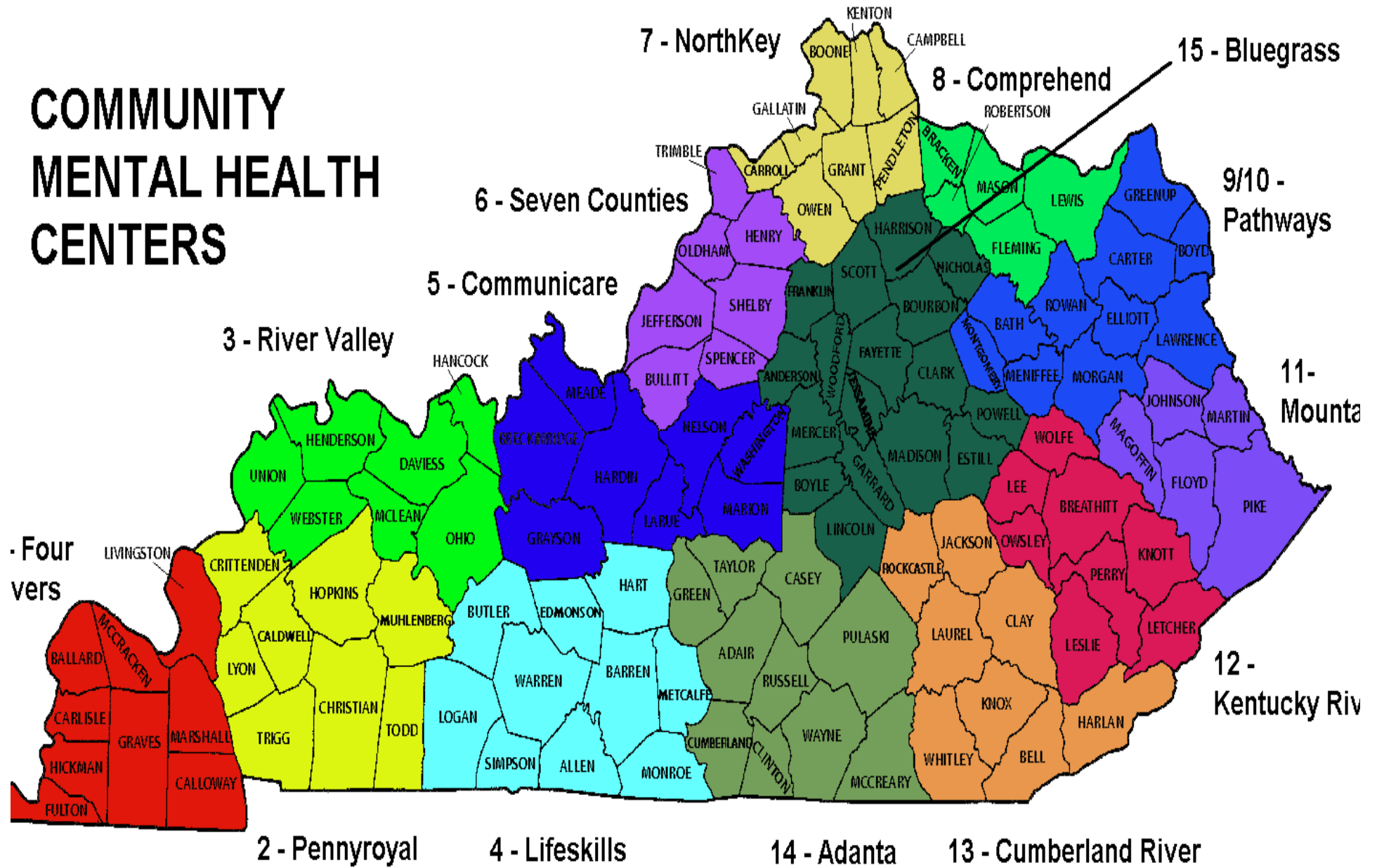
Division of Administration & Financial Management

KENTUCKY PUBLIC HEALTH

LOCAL HEALTH DEPARTMENTS
DISTRICTS AND INDEPENDENT COUNTIES



COMMUNITY MENTAL HEALTH CENTERS



Medicaid Region 5 % of Population Served by County 18 and Older

County	% of Population Served	County	% of Population Served
Owen (NorthKey)	2.2%	Woodford (BG)	1.5%
Rockcastle (CumbRvr)	3.9%	Jessamine (BG)	2.1%
Jackson (CumbRvr)	5.1%	Anderson (BG)	2.7%
Montgomery (Pways)	6.9%	Mercer (BG)	3.5%
Franklin (BG)	2.7%	Boyle (BG)	3.5%
Scott (BG)	1.8%	Madison (BG)	2.3%
Harrison (BG)	3.0%	Lincoln (BG)	3.5%
Nicholas (BG)	2.8%	Estill (BG)	4.2%
Bourbon (BG)	3.2%	Powell (BG)	5.4%
Garrard (BG)	3.1%	Clark (BG)	3.8%
Fayette (BG)	2.0%	Regional Average	2.7%

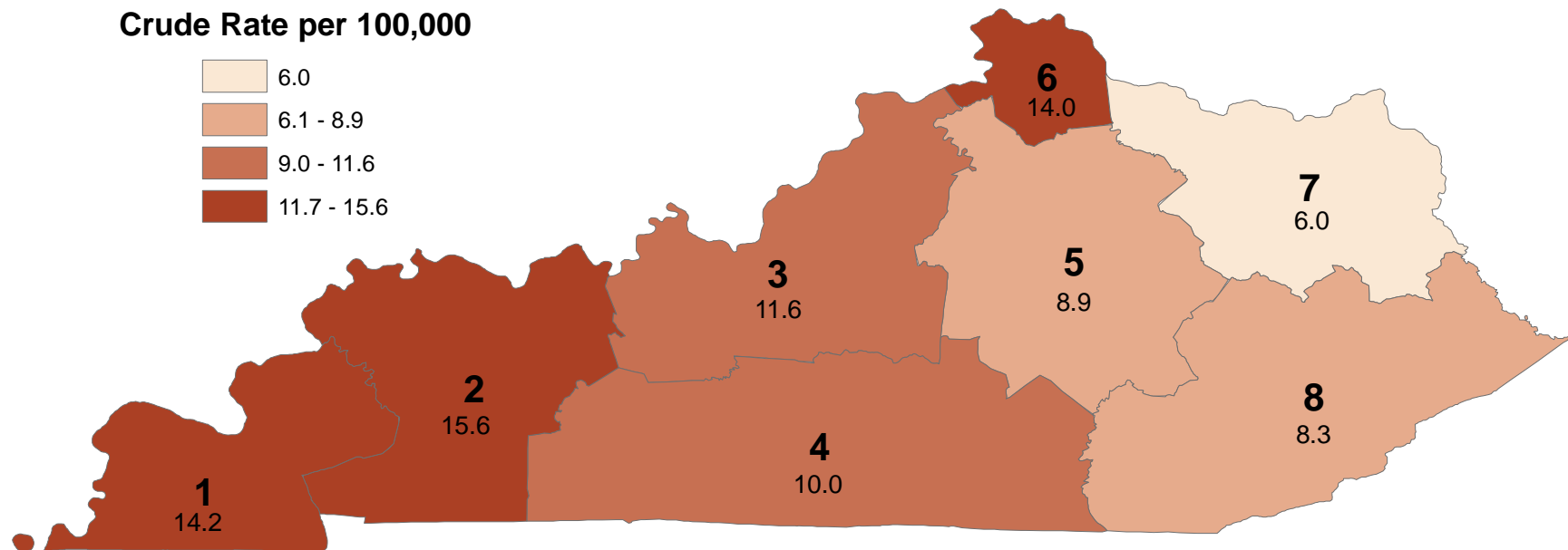
Medicaid Region 5 % of Population Served by County Ages 5-17

County	% of Population Served	County	% of Population Served
Owen (NorthKey)	5.0%	Woodford (BG)	6.3%
Rockcastle (CumbRvr)	4.5%	Jessamine (BG)	6.4%
Jackson (CumbRvr)	7.3%	Anderson (BG)	6.5%
Montgomery (Pways)	13.7%	Mercer (BG)	7.6%
Franklin (BG)	4.9%	Boyle (BG)	8.6%
Scott (BG)	5.1%	Madison (BG)	6.4%
Harrison (BG)	5.3%	Lincoln (BG)	8.1%
Nicholas (BG)	7.0%	Estill (BG)	9.1%
Bourbon (BG)	7.5%	Powell (BG)	12.6%
Garrard (BG)	8.8%	Clark (BG)	8.4%
Fayette (BG)	5.1%	Regional Average	6.5%

Medicaid Region 5 % of Population Served by County Under 5 Years of Age

County	% of Population Served	County	% of Population Served
Owen (NorthKey)	~1.4%	Woodford (BG)	3.6%
Rockcastle (CumbRvr)	2.8%	Jessamine (BG)	5.2%
Jackson (CumbRvr)	3.8%	Anderson (BG)	3.9%
Montgomery (Pways)	1.5%	Mercer (BG)	4.0%
Franklin (BG)	3.5%	Boyle (BG)	2.8%
Scott (BG)	4.0%	Madison (BG)	5.3%
Harrison (BG)	3.5%	Lincoln (BG)	3.1%
Nicholas (BG)	3.8%	Estill (BG)	1.9%
Bourbon (BG)	4.5%	Powell (BG)	5.6%
Garrard (BG)	4.2%	Clark (BG)	4.7%
Fayette (BG)	4.6%	Regional Average	4.2%

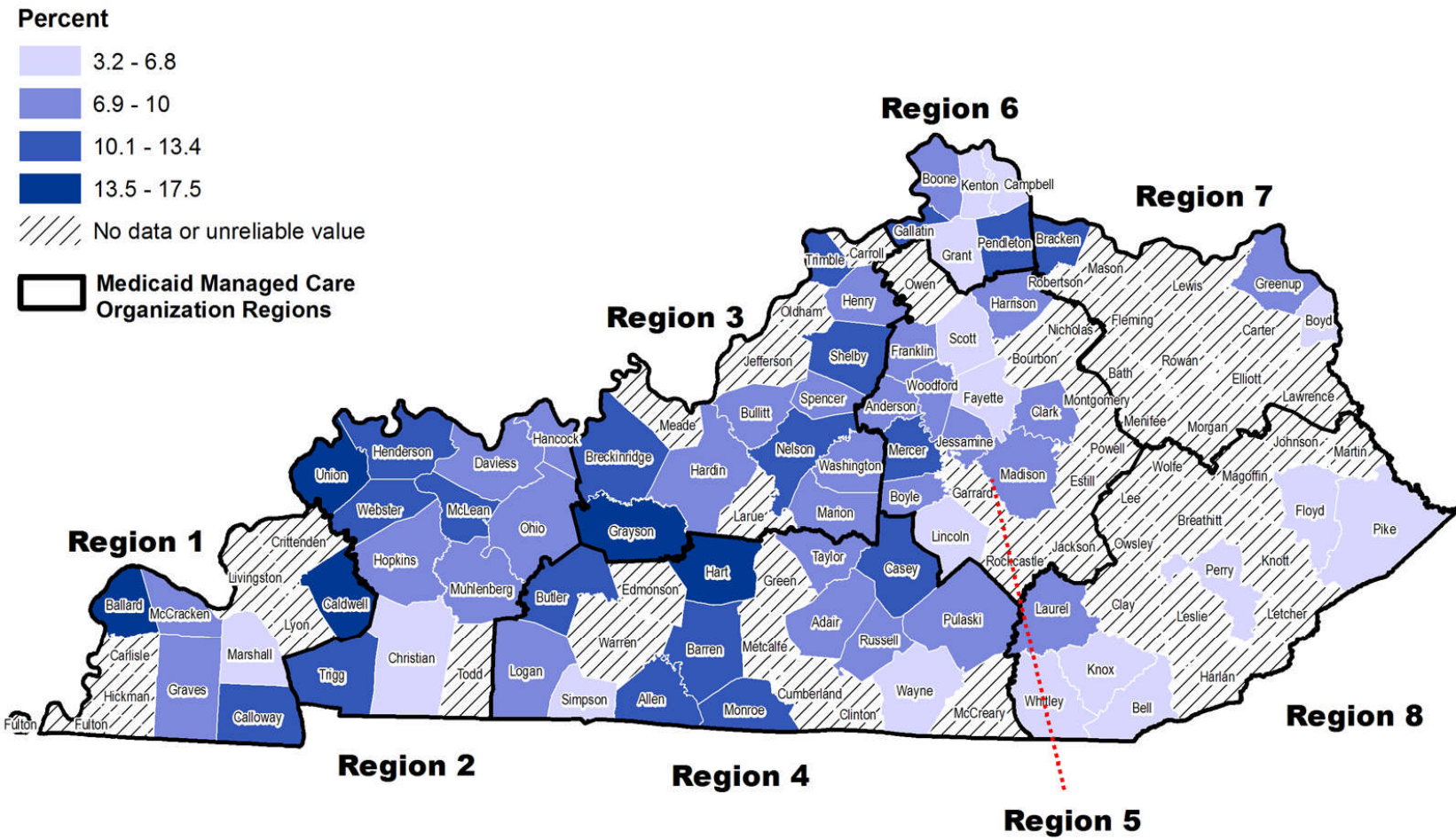
Suicide Rates for Ages 15-24 by Medicaid Managed Care Region, Combined Years 2008-2011



Data Sources: Kentucky Dept. for Public Health, Office of Vital Statistics Death Files and the Kentucky Injury Prevention and Research Center (KIPRC). Data from 2009-2011 are preliminary. Rates are included by region of residence.

Kentucky Total: 10.9 per 100,000

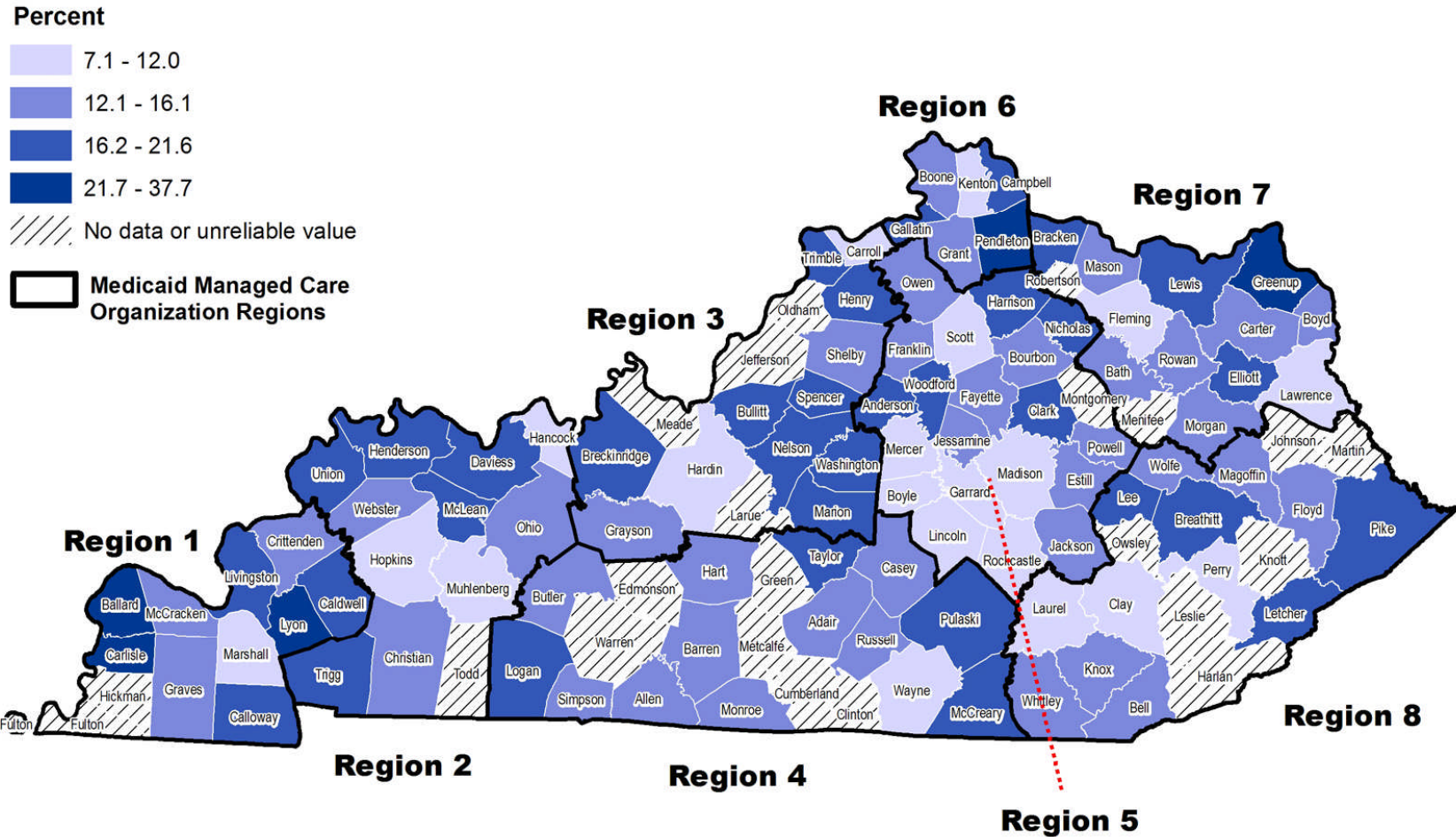
12-Month Prescription Drug Abuse Among 10th Graders, 2012



Data derived from the following question on the 2012 Kentucky Incentives for Prevention Survey:
 On how many occasions (if any) have you taken narcotics (painkillers) or drugs that require a doctor's prescription,
 without a doctor telling you to take them, in order to get high?



2-Week Binge Alcohol Use Among 10th Graders, 2012

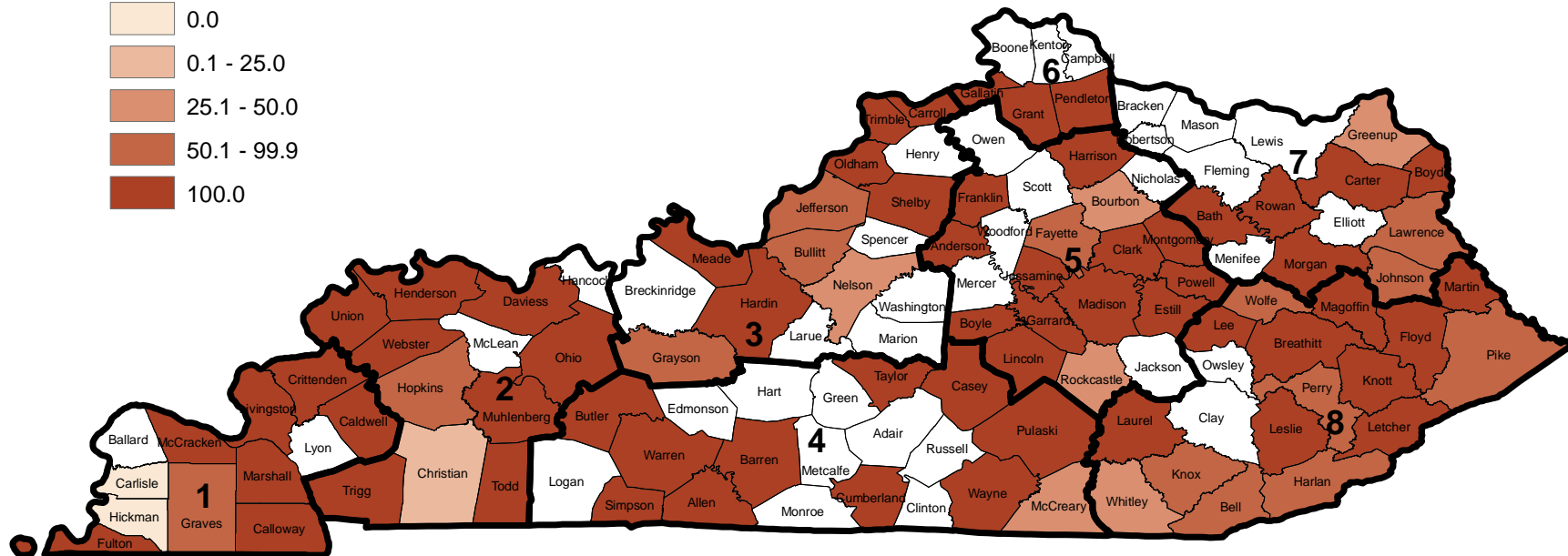
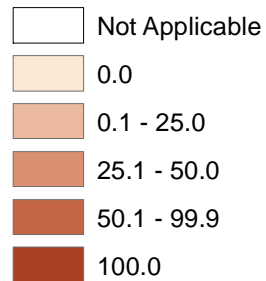


Data derived from the following question on the 2012 Kentucky Incentives for Prevention Survey:
Think back over the last two weeks. How many times (if any) have you had five or more alcohol drinks in a row?



Percent Referral for HANDS Participants Testing Positive on the Edinburgh Postnatal Depression Scale (EPDS) in 2012 by County and Medicaid Managed Care Region

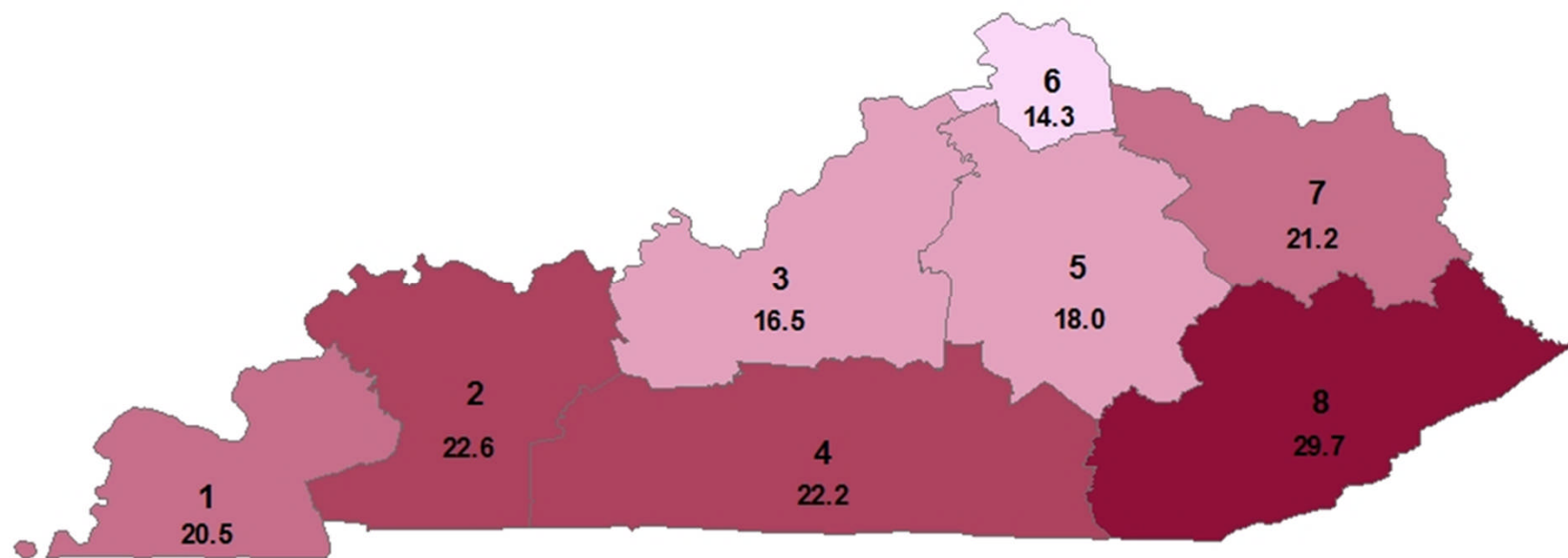
Percent Referral



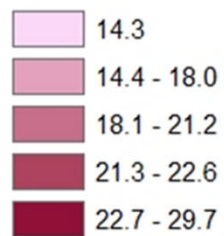
Data Sources: Kentucky Dept. for Public Health, Division of Maternal and Child Health, HANDS Program

Not Applicable Definition: Either participants were not screened using EPDS or no participants tested positive

Teen (Ages 10-19) Birth Rate by Medicaid Region; Kentucky, Year 2012*



Rate per 1,000



*2012 data is preliminary and numbers could change
Rate is per 1,000 female population aged 10-19
Data Source: Kentucky Vital Statistics Files, Live Birth Certificate Files, Year 2012; US Census Bureau, Population Estimates for Kentucky by single year of age, gender, and county of residence
Note: 2011 estimates were used as 2012 estimates are currently not available
Map created by Tracey Jewell, DPH, MCH
April 30, 2013

Prevalence of Self-Reported Chronic Conditions among Adults (aged 18+) with and without a Diagnosed Depressive Disorder

Medicaid Managed Care Organization (MCO) Region 5

Source: Kentucky Behavioral Risk Factor Surveillance System (BRFSS), 2011

	Adults with a Diagnosed Depressive Disorder		Adults without a Diagnosed Depressive Disorder	
	%	95% CI	%	95% CI
Arthritis	39.7	31.7 – 47.8	22.9	19.5 – 26.4
Asthma	20.1	12.8 – 27.3	7.2	4.8 – 9.6
COPD	17.2	11.0 – 23.4	4.8	2.8 – 6.8
Diabetes	17.3	10.8 – 23.8	8.6	6.4 – 10.7
Heart Disease	10.5	5.7 – 15.3	2.8	1.5 – 4.0
Hypertension	44.0	35.6 – 52.4	36.0	31.8 – 40.2
Obesity	40.0	31.4 – 48.6	24.1	20.3 – 27.9

Definition of Diagnosed Depressive Disorder:

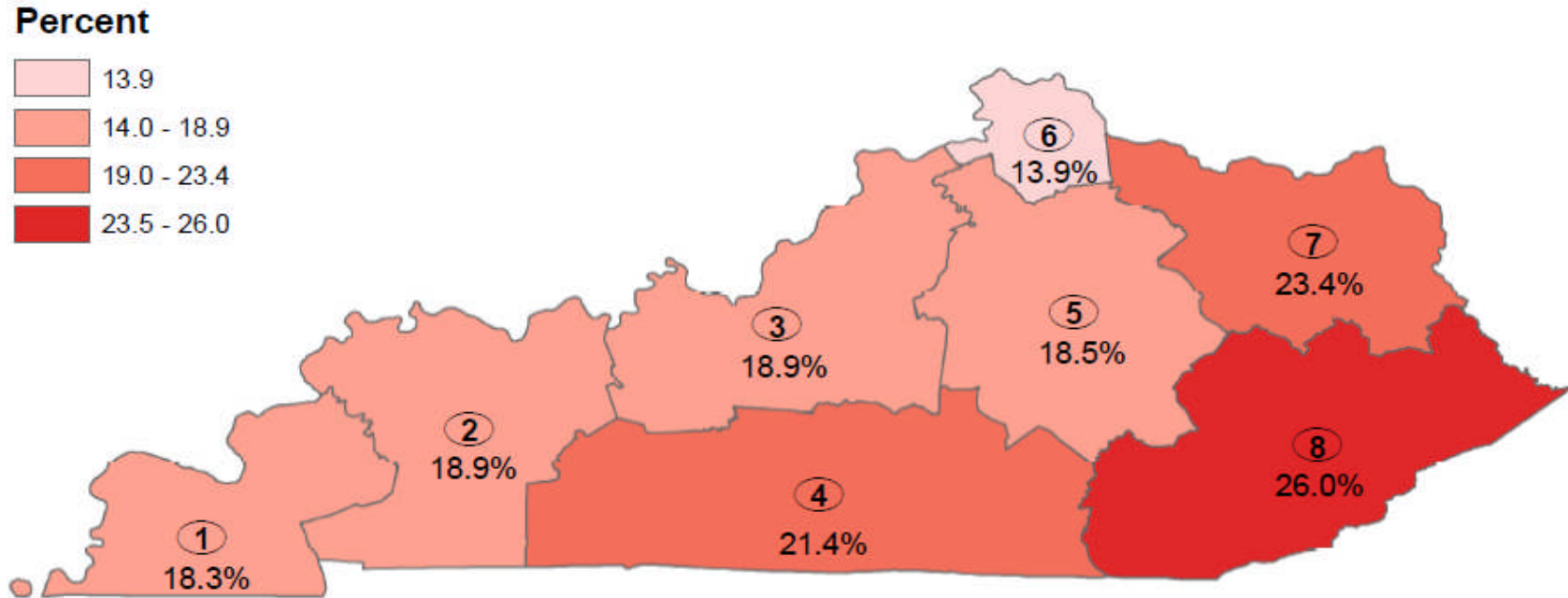
Adults who answered YES to BRFSS Question: *Has a doctor, nurse, or other health professional ever told you that you had a depressive disorder, including depression, major depression, dysthymia, or minor depression?*

CI = Confidence Interval

COPD = Chronic Obstructive Pulmonary Disease

Prevalence of Diagnosed Depressive Disorder among Kentucky Adults (Age 18+), by Medicaid Managed Care Organization (MCO) Regions

Source: Kentucky Behavioral Risk Factor Surveillance System (BRFSS), 2011



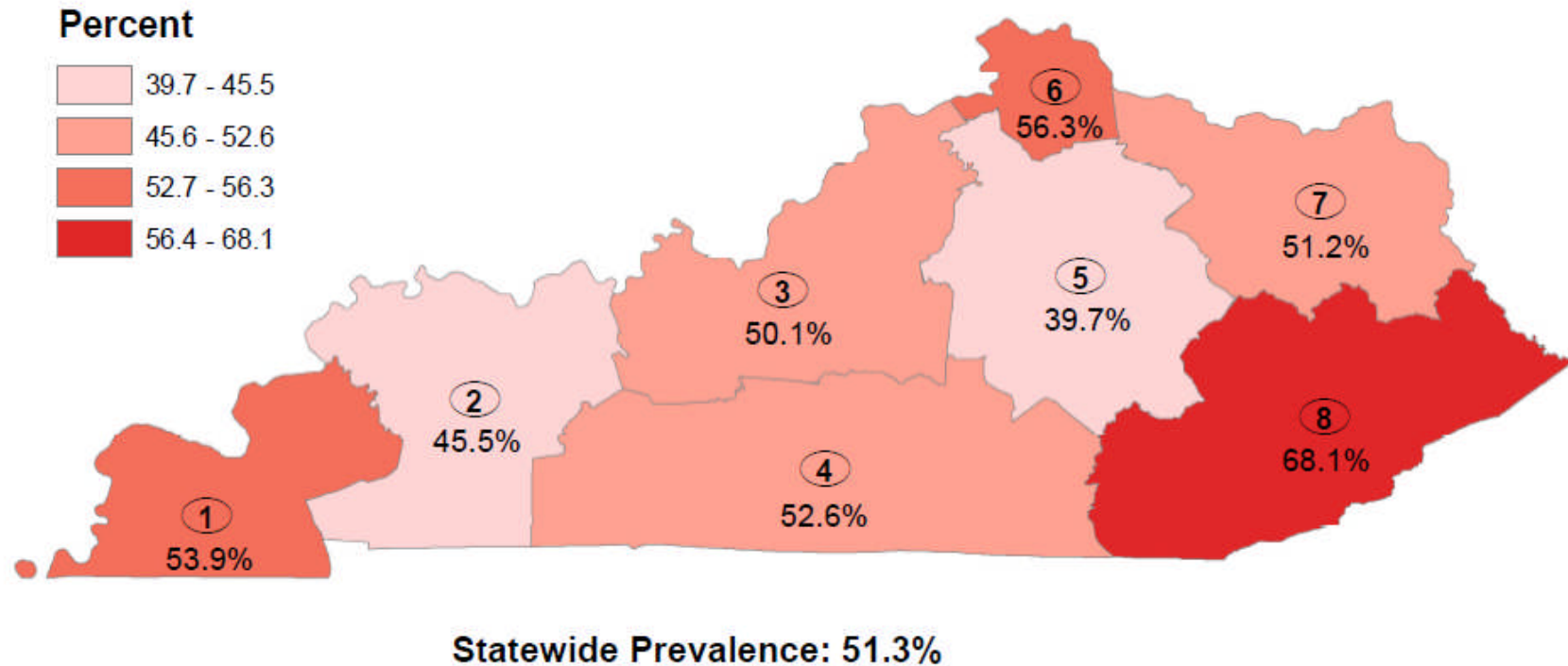
Statewide Prevalence: 19.7%

Definition of Diagnosed Depressive Disorder:

Adults who answered YES to BRFSS Question: *Has a doctor, nurse, or other health professional ever told you that you had a depressive disorder, including depression, major depression, dysthymia, or minor depression?*

Prevalence of Arthritis among Adults (aged 18+) with a Diagnosed Depressive Disorder, by Medicaid Managed Care Organization (MCO) Regions

Source: Kentucky Behavioral Risk Factor Surveillance System (BRFSS), 2011

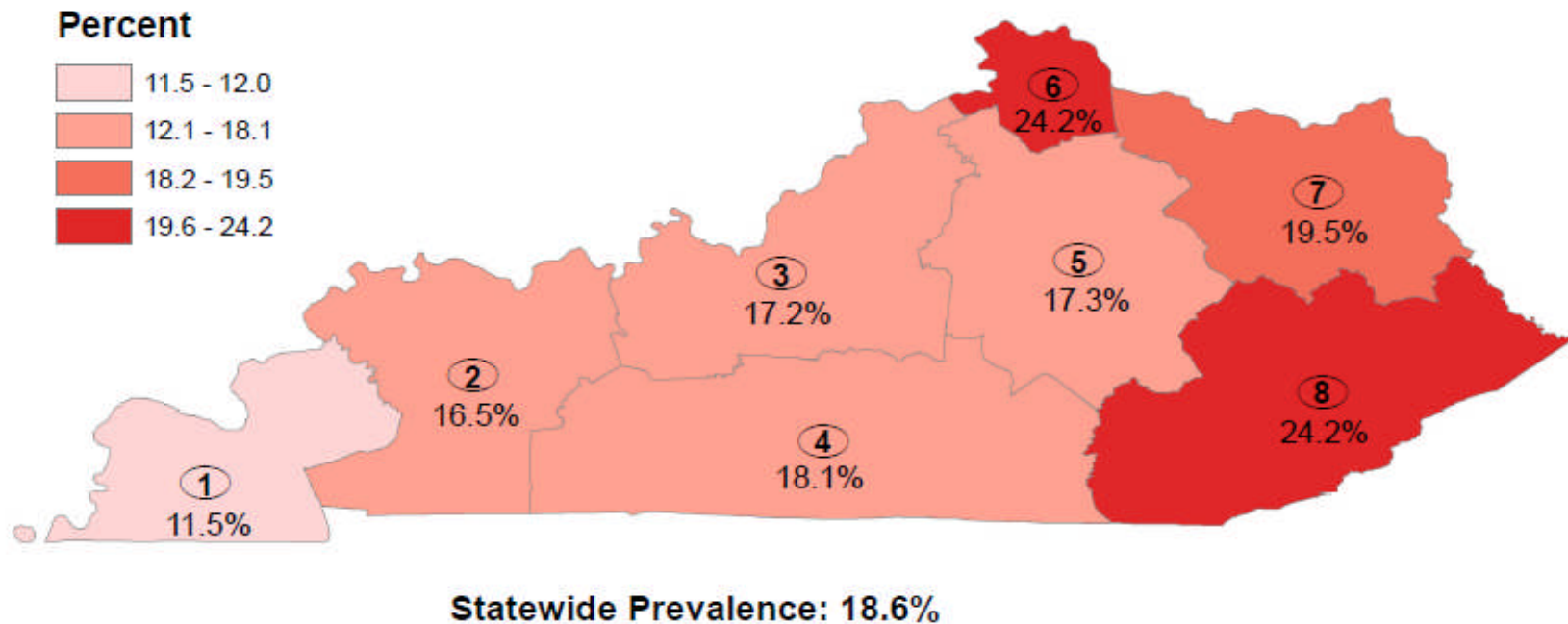


Definition of Diagnosed Depressive Disorder:

Adults who answered YES to BRFSS Question: *Has a doctor, nurse, or other health professional ever told you that you had a depressive disorder, including depression, major depression, dysthymia, or minor depression?*

Prevalence of Diabetes among Adults (aged 18+) with a Diagnosed Depressive Disorder, by Medicaid Managed Care Organization (MCO) Regions

Source: Kentucky Behavioral Risk Factor Surveillance System (BRFSS), 2011

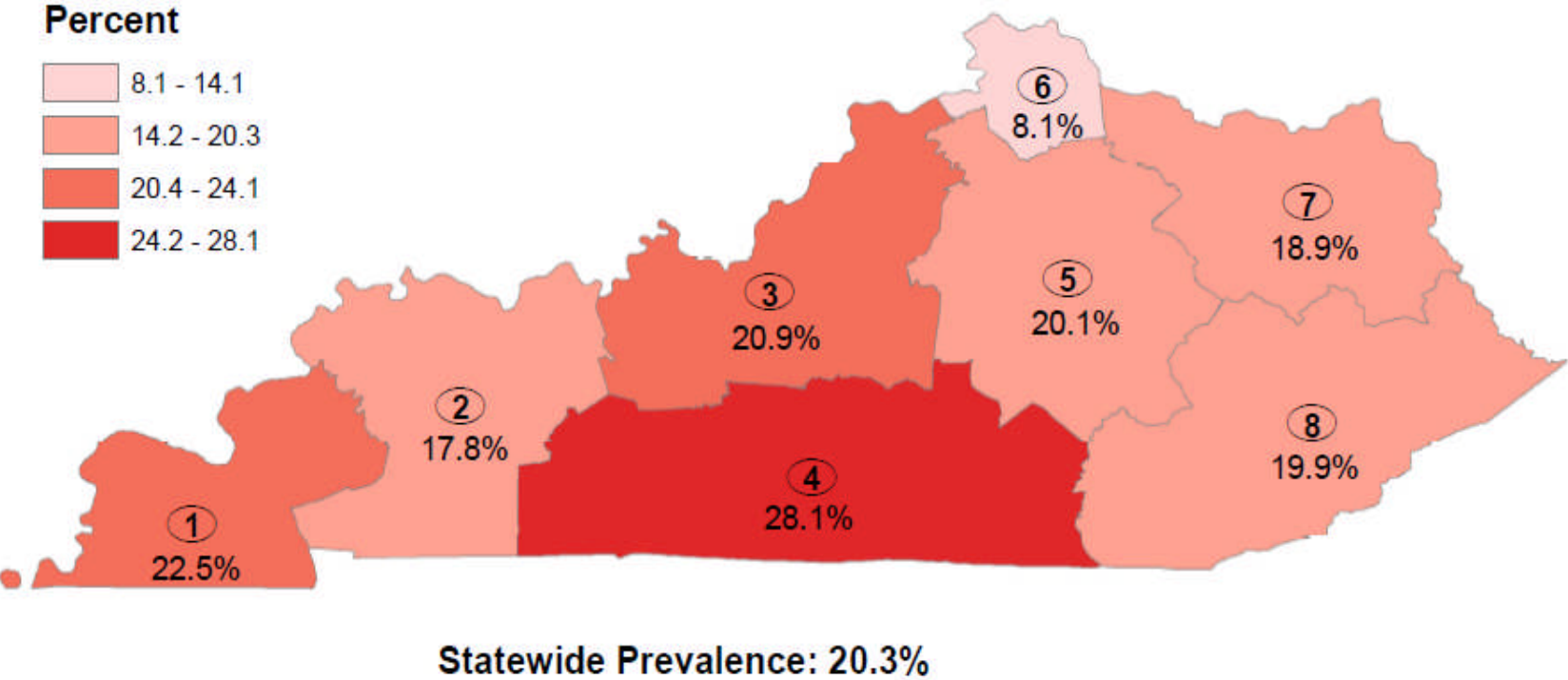


Definition of Diagnosed Depressive Disorder:

Adults who answered YES to BRFSS Question: *Has a doctor, nurse, or other health professional ever told you that you had a depressive disorder, including depression, major depression, dysthymia, or minor depression?*

Prevalence of Asthma among Adults (aged 18+) with a Diagnosed Depressive Disorder , by Medicaid Managed Care Organization (MCO) Regions

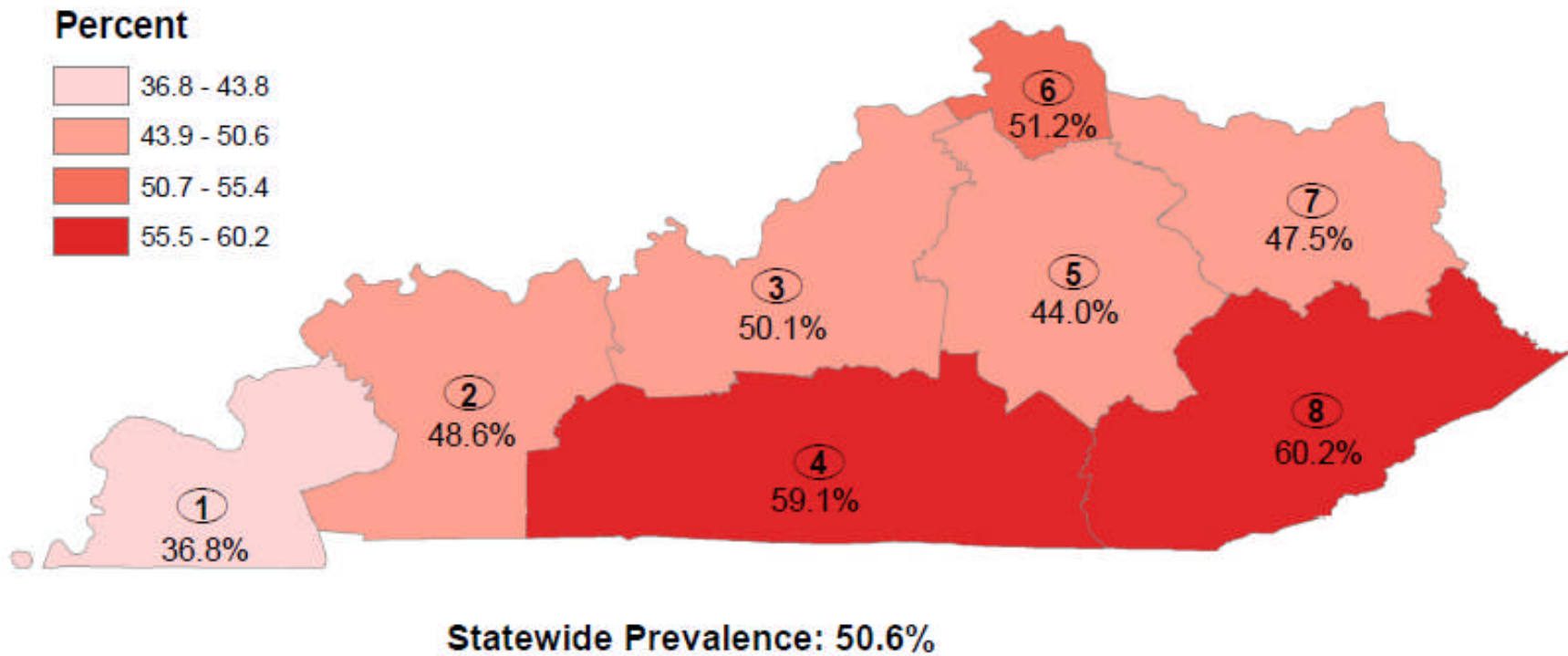
Source: Kentucky Behavioral Risk Factor Surveillance System (BRFSS), 2011



Definition of Diagnosed Depressive Disorder:
Adults who answered YES to BRFSS Question: *Has a doctor, nurse, or other health professional ever told you that you had a depressive disorder, including depression, major depression, dysthymia, or minor depression?*

Prevalence of Hypertension among Adults (aged 18+) with a Diagnosed Depressive Disorder , by Medicaid Managed Care Organization (MCO) Regions

Source: Kentucky Behavioral Risk Factor Surveillance System (BRFSS), 2011

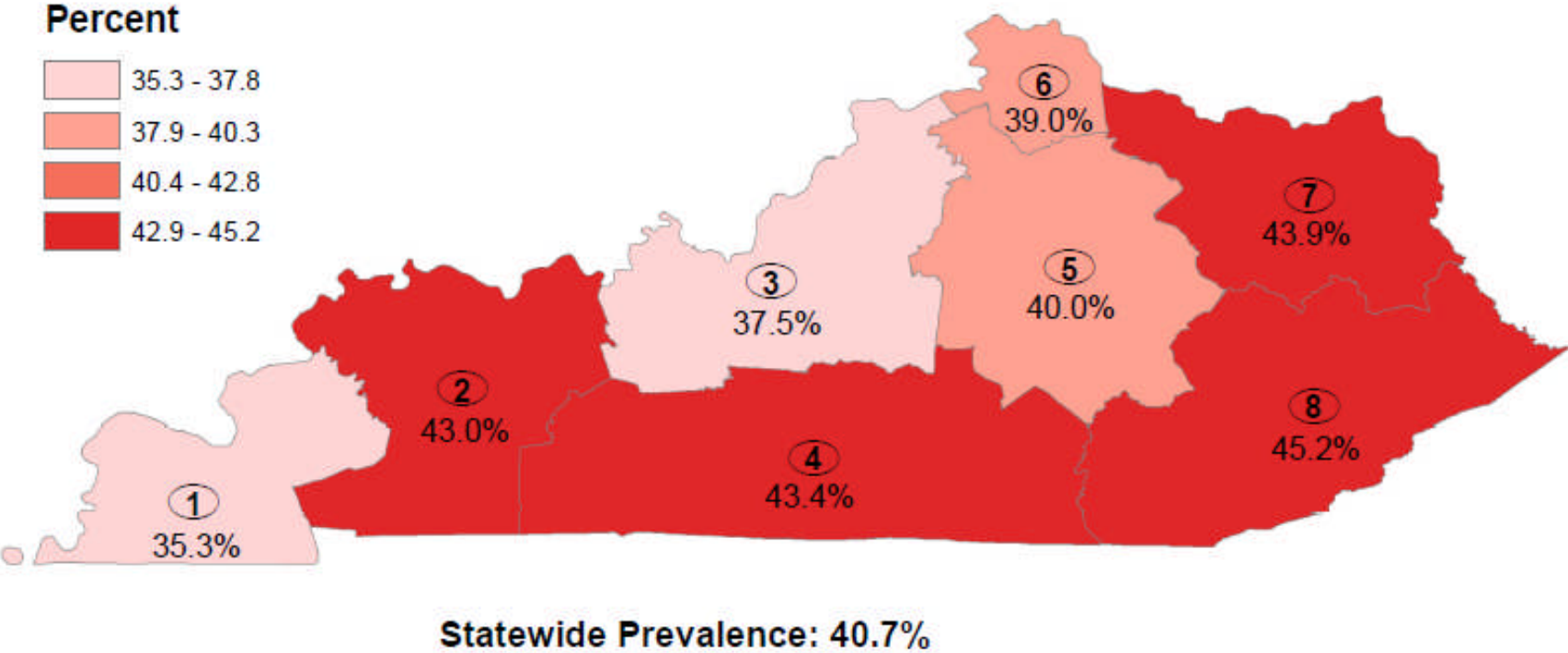


Definition of Diagnosed Depressive Disorder:

Adults who answered YES to BRFSS Question: *Has a doctor, nurse, or other health professional ever told you that you had a depressive disorder, including depression, major depression, dysthymia, or minor depression?*

Prevalence of Obesity among Adults (aged 18+) with a Diagnosed Depressive Disorder , by Medicaid Managed Care Organization (MCO) Regions

Source: Kentucky Behavioral Risk Factor Surveillance System (BRFSS), 2011



Definition of Diagnosed Depressive Disorder:
Adults who answered YES to BRFSS Question: *Has a doctor, nurse, or other health professional ever told you that you had a depressive disorder, including depression, major depression, dysthymia, or minor depression?*